



SnapCap™ Bathroom, Kitchen and Dryer Exhaust

Material Specs:

Powder Coated Galvanized Steel (20 gauge)

Powder Coated Aluminum (20 Gauge)

Finish:

Powder Coated Finish

Pitch Range :

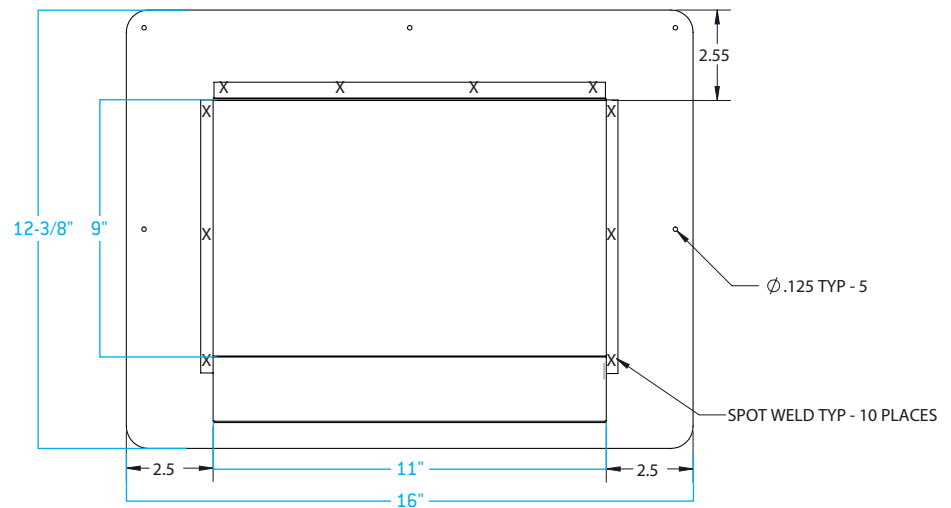
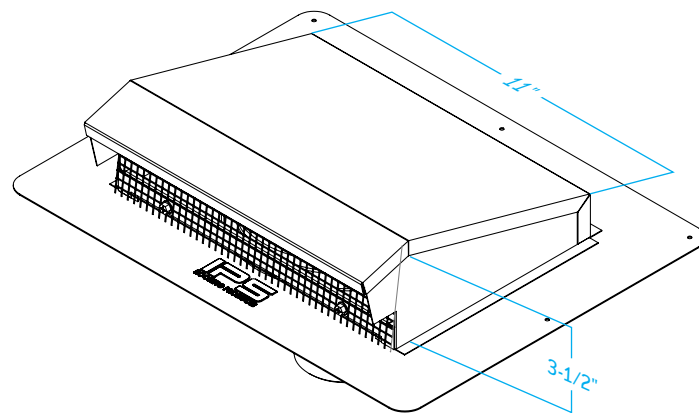
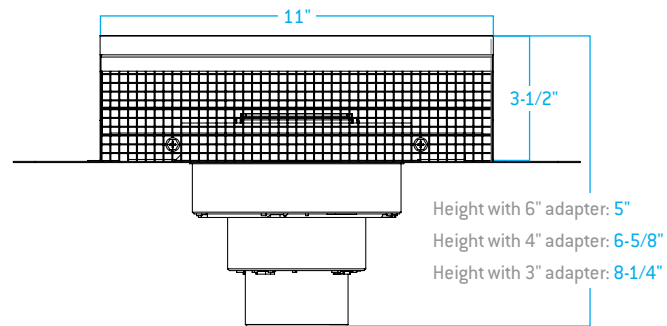
2/12 to 12/12

Net Free Airflow:

25.79 in² (Opening of the vent)

Installation Parameters:

- For shingle roof construction
- Recommended 24" Spacing from hips, valleys, ridges
- Screen must be removed for dryer applications



PRODUCT	DESCRIPTION	COLOR CODE	MODEL	UNITS/CASE
Galvanized Steel SnapCap™				
81680	SnapCap - 20 Gauge Galvanized Steel, Brown	Pantone® 7518C	SCBRG	1
81681	SnapCap - 20 Gauge Galvanized Steel, Black	Pantone® Black 6C	SCBLG	1
81682	SnapCap - 20 Gauge Galvanized Steel, Weathered Gray	Pantone® 2333C	SCGRG	1
Aluminum SnapCap™				
81684	SnapCap - 18 Gauge Aluminum, Black	Pantone® Black 6C	SCBLAC	1